


(317)346-4110

www.drainagesolutionsinc.com



## PVC FITTINGS FOR IPS PIPE

**IPS PVC  
PRESSURE**

**1 1/2" Thru 8"  
Sizes**

### Engineered for Durability

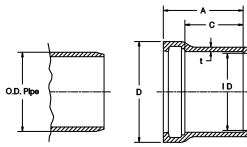
#### HARCO Class 200 PVC Fittings

HARCO Class 200 Pressure Pipe Fittings will fit all IPS Pipe (Iron Pipe Size). IPS Pipe is available in SDR 21, Class 200; SDR 26, Class 160; Schedule 40 and Schedule 80. HARCO offers a wide selection of sizes 1 1/2" thru 8", and a full complement of reducers, reducing tees, and adapters. HARCO's large inventory assures you of fast and complete orders.

#### SUGGESTED SPECIFICATION

All fittings for Iron Pipe Size pipe shall be manufactured in one piece of injection molded PVC compound meeting ASTM D1784. Fittings shall be Class 200 and conform to requirements of DR 21. Fittings shall be designed to withstand a minimum of 630 psi quick burst pressure at 73 degrees F., tested in accordance with ASTM D1599. Bell shall be gasketed joint conforming to ASTM D3139 with gaskets conforming to ASTM F477. Push Joint Ductile Iron fittings shall be allowed as alternative when PVC sizes are not available.

#### STANDARD JOINT DIMENSIONS - IN INCHES



NOMINAL DIAMETER	O. D. PIPE	A	C	D	T	ID
1 1/2	1.900	3.168	2.418	1.938	0.107	1.720
2	2.375	3.273	2.523	2.413	0.133	2.149
2 1/2	2.875	3.383	2.633	2.913	0.158	2.601
3	3.500	3.520	2.770	3.538	0.191	3.166
4	4.500	4.103	2.990	4.558	0.246	4.072
6	6.625	4.571	3.458	6.683	0.358	5.993
8	8.625	5.161	3.898	8.708	0.463	7.805

**High Strength**

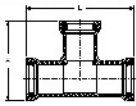
**Easy Installation**

**All PVC System**

**High Flow**

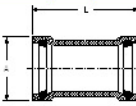
**Capacity**

**TEE (GxGxG)**



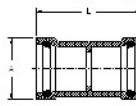
SIZE	PART #	STYLE	A	L	WT
1½ x 1½	112-150	M	6	9.1	1
2 x 1½	112-215	M	6.1	9.1	1.3
2 x 2	112-220	M	6.1	9.1	1.4
2½ x 1½	112-251	A	8.4	9.9	1.4
2½ x 2	112-252	M	6.8	9.9	2
2½ x 2½	112-255	M	6.8	9.9	1.7
3 x 1½	112-315	A	9.4	10.9	2.5
3 x 2	112-320	M	7.7	11.4	2.8
3 x 2½	112-325	M	8	11.9	3.1
3 x 3	112-330	M	7.7	10.9	2.8
4 x 2	112-420	M	8.6	13.1	4.3
4 x 2½	112-425	M	8.5	13.1	4.9
4 x 3	112-430	M	8.8	13.1	4.9
4 x 4	112-440	M	9.3	13.1	5.6
5 x 5	112-550	M	11	14.8	10
6 x 2	112-620	A	12.2	11.6	2.8
6 x 3	112-630	M	11.5	12.5	3
6 x 4	112-640	M	11.8	16.3	11
6 x 6	112-660	M	11.5	16.4	12.3
8 x 4	112-840	M	13.9	19.5	18.7
8 x 6	112-860	M	14.4	19.5	19.3
8 x 8	112-880	M	14.9	19.5	21.3

**REPAIR COUPLING (GxG) KNOCK-ON STYLE (No)**



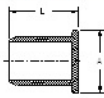
SIZE	PART #	STYLE	A	L	WT
1½	109-015	M	2.8	6.5	0.5
2	109-020	M	3.3	7.8	0.7
2½	109-025	M	3.8	8.4	0.9
3	109-030	M	4.5	9	1.3
4	109-040	M	5.9	10.6	2.7
5	109-050	M	7	11.2	4.1
6	109-060	M	8.3	11.6	5.6
8	109-080	M	10.4	11.1	10.3
10	109-100	C	11.5	11.5	14
12	109-120	C	12	12	22

**LINE COUPLING (GxG) (w/ Stop)**



SIZE	PART #	STYLE	A	L	WT
1½	108-015	M	2.8	6.5	0.5
2	108-020	M	3.3	6.7	0.7
2½	108-025	M	3.8	7	0.9
3	108-030	M	4.5	7.2	1.3
4	108-040	M	5.9	10.6	2.7
6	108-060	M	8.3	9.3	5.6
8	108-080	M	10.4	11.1	10.3
10	108-100	C	11.5	11.5	14
12	108-120	C	12	12	22

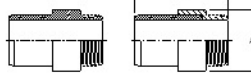
**PLUG (Spigot)**



Poured concrete thrust blocks only

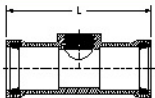
SIZE	PART #	STYLE	A	L	WT
1½	144-015	Fab	2.7	5.2	0.2
2	144-020	M	3	2.7	0.2
2½	144-025	Fab	3.4	5.3	0.8
3	144-030	M	3.8	3.5	0.4
4	144-040	M	5	3.5	0.4
6	144-060	M	6.8	5.4	2.3
8	144-080	M	8.9	6.4	3.8

**PE (Plain End) x MALE NPT ADAPTER**




SIZE	PART #	STYLE	A	L	WT
1½	133-015	Fab	2.2	5.2	0.3
2	133-020	M	2.6	4.1	0.3
2½	133-025	Fab	3.3	6.3	0.8
3	133-030	Fab	4	6.9	1.3
4	133-040	Fab	5	7.5	2
6	133-060	Fab	7.3	9.8	5.3

**SERVICE TEE (GxGxFIPT) (Tapered NPT)**



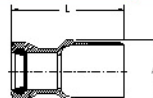
SIZE	PART #	STYLE	L	WT
1½ x ¾	151-153	FB	8.5	0.8
1½ x 1	151-154	M	8.5	0.8
1½ x 1½	151-155	Fab	10.9	0.8
2 x ¾	151-202	HB	9.2	1.2
2 x ¾	151-203	M	9.2	1.2
2 x 1	151-204	M	9.2	1.2
2 x 1½	151-205	M	9.2	1.2
2 x 1½	151-206	M	9.2	1.2
2½ x ¾	151-252	HB	9.9	1.5
2½ x ¾	151-253	HB	9.9	1.5
2½ x 1	151-254	M	9.9	1.5
2½ x 1½	151-255	M	9.9	1.5
2½ x 1½	151-256	M	9.9	1.5
2½ x 2	151-258	M	9.9	1.5
3 x ¾	151-302	HB	11	2.5
3 x ¾	151-303	HB	11	2.5
3 x 1	151-304	M	11	2.5
3 x 1½	151-305	M	11	2.5
3 x 1½	151-306	M	11	2.5
3 x 2	151-308	M	11	2.5
4 x ¾	151-402	HB	10.7	3.1
4 x ¾	151-403	HB	10.7	3.1
4 x 1	151-404	M	10.7	3.1
4 x 1½	151-405	M	10.7	3.1
4 x 1½	151-406	M	10.7	3.1
4 x 2	151-408	M	10.7	3.1
6 x ¾	151-602	HB	9.3	5.8
6 x ¾	151-603	HB	9.3	5.8
6 x 1	151-604	HB	9.3	5.8
6 x 1½	151-605	HB	9.3	5.8
6 x 1½	151-606	M	9.3	5.8
6 x 2	151-608	M	11.5	5.8

**90° BEND (GxG)**



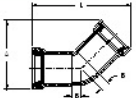
SIZE	PART #	STYLE	B	L	WT
1½	118-015	M	1	4.8	0.6
2	118-020	M	1.3	6.2	0.8
2½	118-025	M	1.6	6.8	1.3
3	118-030	M	2	7.7	1.8
4	118-040	M	2.5	9.5	3.8
5	118-050	Fab			3.8
6	118-060	M	3.6	12.3	9
8	118-080	M	4.5	14.9	16.3

**REDUCER S.E.B. (SxG)**



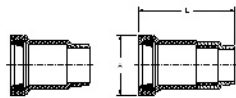
SIZE	PART #	STYLE	A	L	WT
2 x 1½	116-215	M	2.8	7	0.5
2½ x 2	116-252	M	3.4	7	0.8
3 x 2	116-320	M	3.7	7.9	0.9
3 x 2½	116-325	M	4.2	7.4	1.3
4 x 2	116-420	M	4.7	10	1.5
4 x 2½	116-425	M	5	8.3	1.8
4 x 3	116-430	M	4.7	10.1	1.9
5 x 4	116-540	Fab	5.8	7.8	3
6 x 3	116-630	M	7	9	3.5
6 x 4	116-640	M	6.9	8	2.7
6 x 5	116-650	M	7	10	4.9
8 x 6	116-860	M	9	9.3	5.8

**45° BEND (GxG)**



SIZE	PART #	STYLE	A	B	L	WT
1½	122-015	Fab	5.8	0.9	9.1	0.9
2	122-020	M	5.3	0.6	7.8	0.8
2½	122-025	M	6.1	0.7	8.3	1.1
3	122-030	M	6.6	0.9	9.1	1.6
4	122-040	M	8.4	1.1	11	3.4
6	122-060	M	11.3	1.6	13.6	7.8
8	122-080	M	13.8	2	15.8	13.3

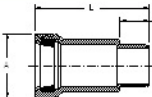
**GASKET x MALE NPT ADAPTER**



Size on size and reducing sizes of these adapters also available in HARCO Ductile Iron. Do not use joint restraint.

SIZE	PART #	STYLE	A	L	WT
1½	131-015	M	2.8	4.3	0.5
2	131-020	M	3.3	4.6	0.5
2½	131-025	M	3.8	4.8	1.2
3	131-030	M	4.5	5	1.5
4	131-040	Fab	5.9	8.5	2.8
5	131-050	M			3
6	131-060	Fab	8.3	10.9	10.3

**SPIGOT x GASKET ADAPTER**



SIZE	PART #	STYLE	A	B	L	WT
1½	130-015	M	2.7	1.1	4.5	0.3
2	130-020	M	3.3	1.4	4.9	0.5
2½	130-025	M	3.8	2	5.3	0.7
3	130-030	M	4.5	2	5.8	0.9
4	130-040	M	5.9	2.3	6.4	1.7
5	130-050	M	7	3	9.1	3
6	130-060	M	8.3	3	8	3.8

**STYLE LEGEND:**

A	Assembled using one piece molded fitting with MPT x Gasketed adapter or Spigot adapter for branch or Bell
C	Manufactured by Certain-Teed Corporation
Fab	Fabricated using SCH-40 PVC fittings with HARCO Spigot adapters (or pipe) solvent welded together
FB	Flo style one piece molded, reduced by use of flush style thread x thread bushing
HB	Harco style one piece molded, reduced by use of flush style thread x thread bushing
M	One piece molded

PLEASE CALL FOR OTHER AVAILABLE SIZES



THE HARRINGTON CORPORATION  
 P.O. Box 10335 • Lynchburg, VA 24506-0335  
 Phone: (434) 845-7094 Fax: (434) 845-8562

sales@harcofittings.com  
 www.harcofittings.com