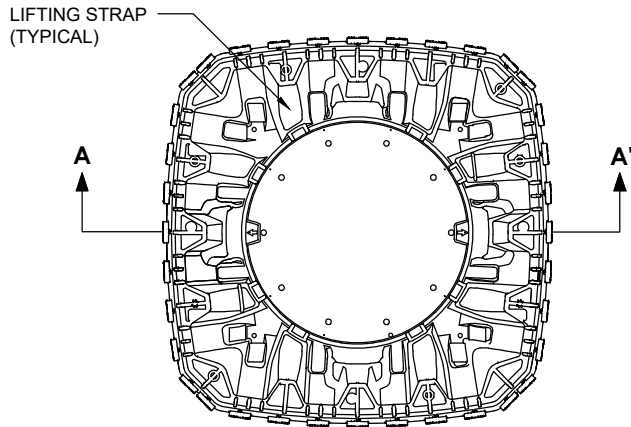
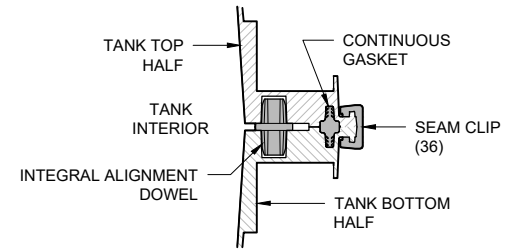


G:\Technical Resources New\02-ISI_PRODUCTS\14 - TANKS\01 -- IM-Series Tanks\IM-300

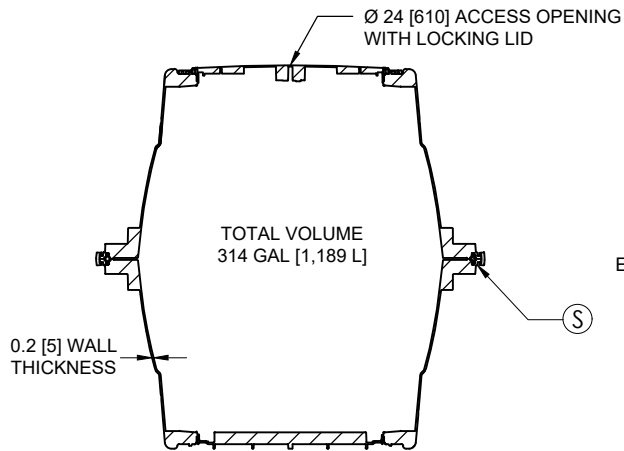


TOP VIEW

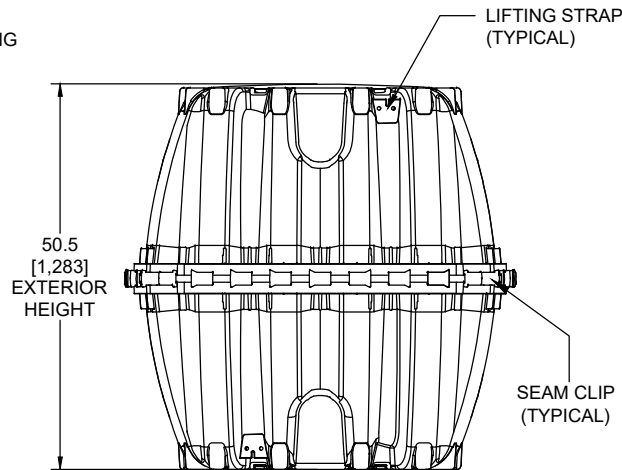
TANK EXTERIOR	
LENGTH	50.9 [1,293]
WIDTH	50.9 [1,293]
HEIGHT	50.5 [1,283]



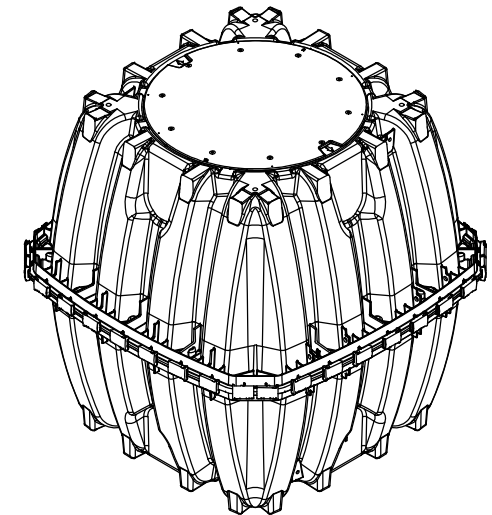
Ⓢ MID-HEIGHT SEAM SECTION DETAIL



SECTION A - A'



END VIEW



ISOMETRIC VIEW

NOTES:

1. ALL DRAWING DIMENSIONS IN INCHES (MILLIMETERS) OR AS NOTED.
2. EXTERIOR OF ACCESS OPENING LID INCLUDES THE FOLLOWING WARNING IN ENGLISH, FRENCH & SPANISH: "DANGER DO NOT ENTER: POISON GASES."
3. TANK MARKINGS INCLUDE: MANUFACTURER NAME, MODEL NUMBER, LIQUID CAPACITY, DATE OF MANUFACTURE CODE, MAXIMUM BURIAL DEPTH, INLET, AND OUTLET.
4. MAXIMUM BURIAL DEPTH IS 52 in [1,321 mm].
5. MINIMUM BURIAL DEPTH IS 6 in [152 mm].
6. TANK IS FOR NON-TRAFFIC APPLICATIONS.
7. NOMINAL WALL THICKNESS IS 0.2 in [5 mm].



DRAINAGE SOLUTIONS, INC

(317) 346-4110

www.drainagesolutionsinc.com



INFILTRATOR
water technologies

INFILTRATOR WATER TECHNOLOGIES
4 Business Park Rd. Old Saybrook, CT 06475
(800) 221-4436

IM-300
Pump Tank Configuration

Drawn by: KAJ	Edited by: JLK	Date: 05/11/2023
Scale: Not to scale	Checked by: DJL	Sheet: 1 of 1