


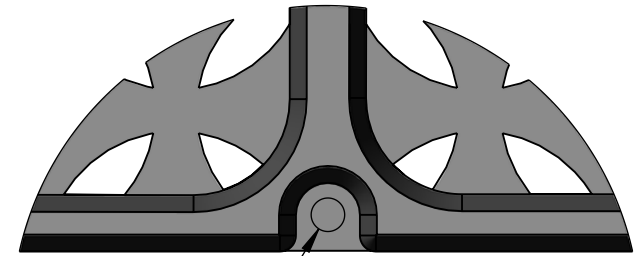
TOP VIEW
scale 1:3




11.688" sq.



(317)346-4110
www.drainagesolutionsinc.com

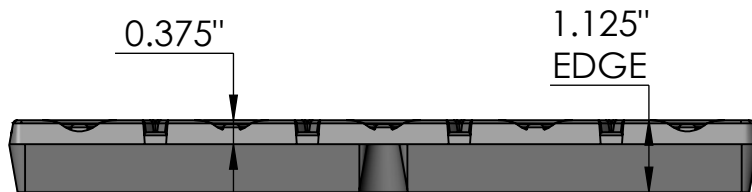


Drill Point (2x)
Optional
by Others



ISO-VIEW
scale 1:4

SIDE VIEW
scale 1:3



0.375"

1.125"
EDGE

NOTES:

1. ADA Compliant: No thru openings greater than 1/2".
2. Ships in pieces: 1
3. Due to casting inconsistencies, all dimensions are nominal.

Made in USA ©2007 Iron Age Designs

Interlaken 12" x 12" Catch Basin Grate

<p>IRON AGE DESIGNS Telephone 206.276.0925 www.ironagegrates.com</p>	Material: Ductile Iron 65-45-12	Weight: 13.07 lbs.	Free Drain Area: 28.13 in/sq., or 20.59 %	By: MS	Checked: MS	Date: 12-2-22
	Finish: Raw	Edge: 1.125"	Flow Rate: 36.85 GPM, or .082 CuFt./sec.	© Registration: VA 2-007-090		Scale: NTS
	Fits: NDS® 1200 Series	Product ID: IN12-1212	Drawing Name: 01_INT_N_12x12_CatchBasin_Iron			