

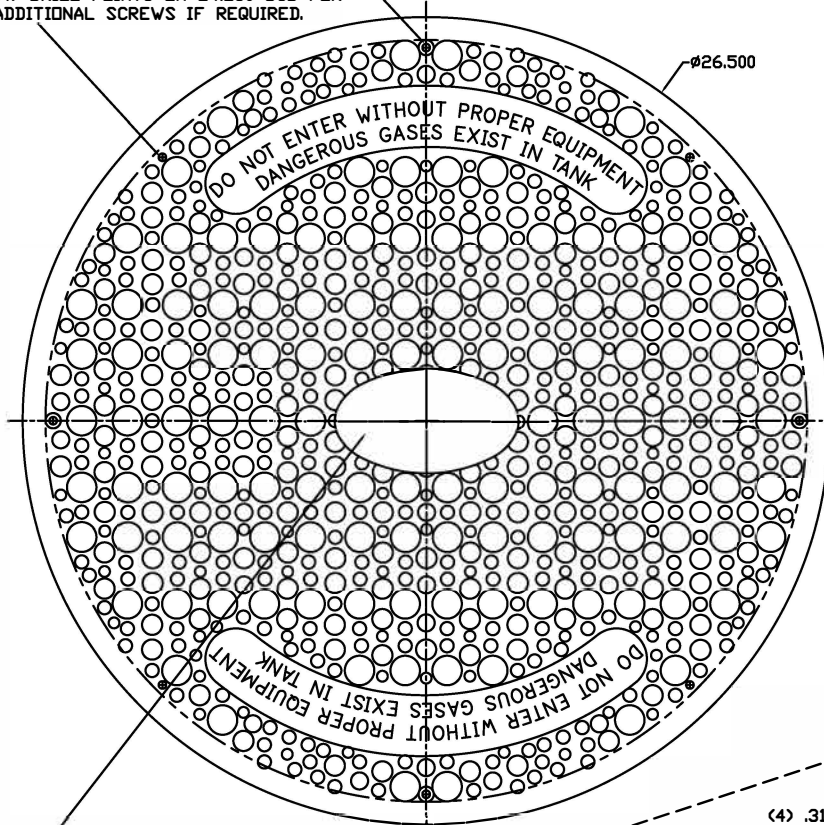


(317) 346-4110  
www.drainagesolutionsinc.com

REV	DATE	REVISION DESCRIPTION
A	8-26-05	ALTERED B.C.D. ON DRILL POINTS TO 24.25
B	5-31-07	ADDED NOTES, BOLT PACK

.25 DIA. THRU ON 24.75 B.C.D. WITH COUNTERSINK (4) PLACES

(4) DRILL POINTS ON 24.250 BCD FOR ADDITIONAL SCREWS IF REQUIRED.



8X3/8 SS PAN HEAD SCREWS (4 PLACES)

SFRC24SEAL(PVC)

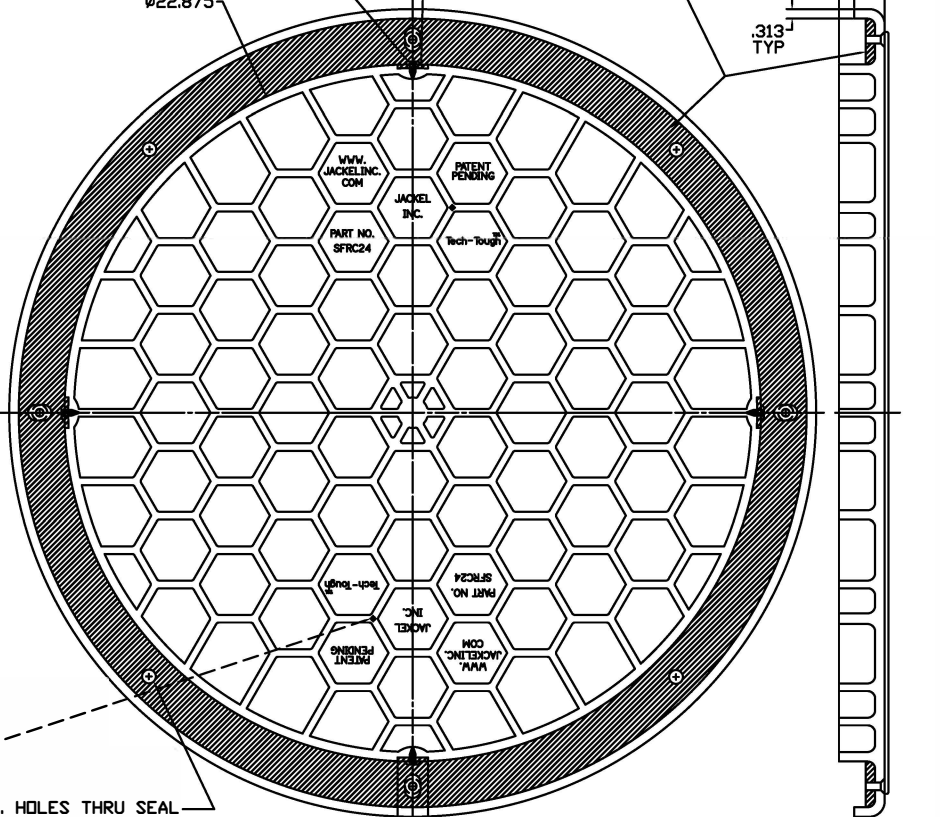
Ø22.875

R11.313 (4)

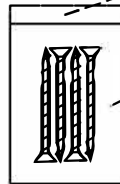
.313 TYP

1.500

1.000



OPTIONAL CUSTOMIZED NAMEPLATE ATTACHED WITH 6x5/16 S.S. U-DRIVE SCREWS



(4) .31 DIA. HOLES THRU SEAL CLEARANCE FOR SCREWS IF ADDITIONAL HOLES ARE USED (OPPOSITE DRILL POINTS)

(4) 12x2 S.S. FLAT HEAD SQUARE DRIVE MOUNTING SCREWS IN POLYBAG ATTACHED TO COVER WITH U-DRIVE SCREW

NOTES:

1. INSTALL WITH SCREWS PROVIDED.
2. DRILL POINTS FOR ADDITIONAL SCREWS PROVIDED IF REQUIRED.
3. IF RISER IS NOT CUT SMOOTHLY OR UNIFORMLY ACROSS ITS DIAMETER, ADDITIONAL GASKETING MATERIAL OR CAULKING MAY BE REQUIRED.

<b>JACKEL, INC.</b> 15314 HARRISON RD., MISHAWAKA, IN 46544 ph 574.256.5635, fax 574.256.6966, www.jackelinc.com			
PART NAME			
SFRC24G			
MATERIAL		FINISH	
STRUCTURAL FOAM HDPE		GREEN, AS MOLDED	
UNITS	TOLERANCE	SCALE	REVISED
INCHES	NA	NA	5-31-07
CHECKED BY	DRAWN BY	SHEET	OF DATE
J. HASLOCK	S.JACKMAN	1	1 5-31-07