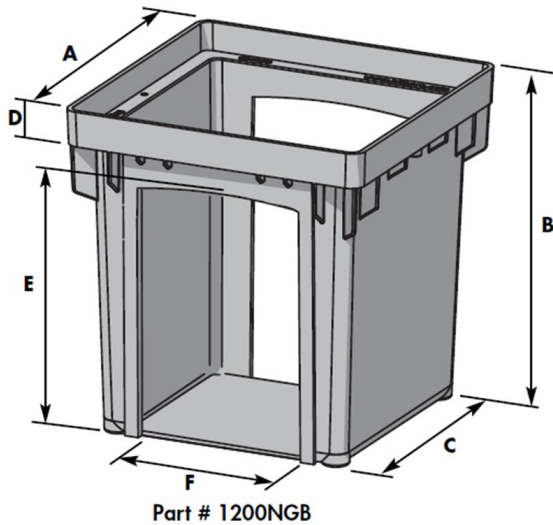
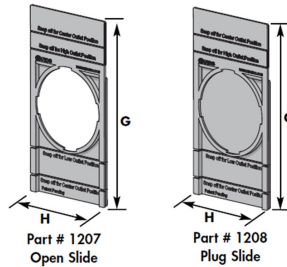


# NEXT GENERATION CATCH BASIN

The 1200NGB<sup>TM</sup> Next Generation Catch Basin from NDS is a 12" x 12" catch basin that has unique inlet/outlets that adjust up or down. The basin can be easily adjusted to accept pipe at various elevations. The inlet/outlet slides are separate from the basin, and are installed into the basin after the inlet/outlet elevation is chosen.

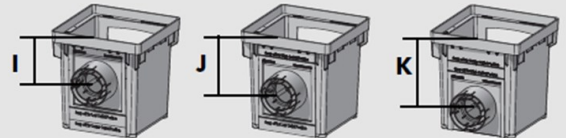


Catch Basin Dimensions		
A	Top Width/Length	12 <sup>1/8</sup> "
B	Height	12 <sup>15/16</sup> "
C	Bottom Width/Length	10 <sup>1/8</sup> "
D	Height of Grating Shelf	1 <sup>3/4</sup> "
E	Opening Height	10 <sup>1/4</sup> "
F	Opening Width	7 <sup>1/8</sup> "
Outlet Slide Dimensions		
G	Height Before Install	15"
H	Width	7 <sup>13/16</sup> "



### Distance from top of basin to center of flow

Universal Outlet Size Part #	NGB Adapter Position		
	High (I)	Middle (J)	Low (K)
1243 3", 4" adapter	5 <sup>1/4</sup> "	6 <sup>5/8</sup> "	8 <sup>7/8</sup> "
1266 6" adapter	5 <sup>1/4</sup> "	6 <sup>5/8</sup> "	8 <sup>7/8</sup> "
1245 3", 4" offset adapter			
1245 High	4 <sup>3/8</sup> "	5 <sup>7/8</sup> "	8"
1245 Middle	5 <sup>1/4</sup> "	6 <sup>3/8</sup> "	8 <sup>7/8</sup> "
1245 Low	6 <sup>1/8</sup> "	7 <sup>9/16</sup> "	9 <sup>3/4</sup> "
1889 8" offset adapter			
1889 High	n/a	6"	8 <sup>3/4</sup> "
1889 Middle	n/a	6 <sup>3/4</sup> "	9 <sup>3/8</sup> "
1889 Low	n/a	7 <sup>3/8</sup> "	9 <sup>3/4</sup> "



Material: Polypropylene

Colors: Black

(1200NGBDISPLAY, 1200NGBKIT, 1200NGB)

Fits: Requires either part # 1207 (Open Slide, accepts NDS universal outlets), or #1208 (Plug side). Both #1207 and #1208 are made out of Styrene.

### Features to Eliminate Standing Water

