



NDS[®]
We put water in its place



DRAINAGE SOLUTIONS, INC

(317) 346-4110

www.drainagesolutionsinc.com

EZ ROLL GRASS PAVER PRODUCT DESCRIPTION

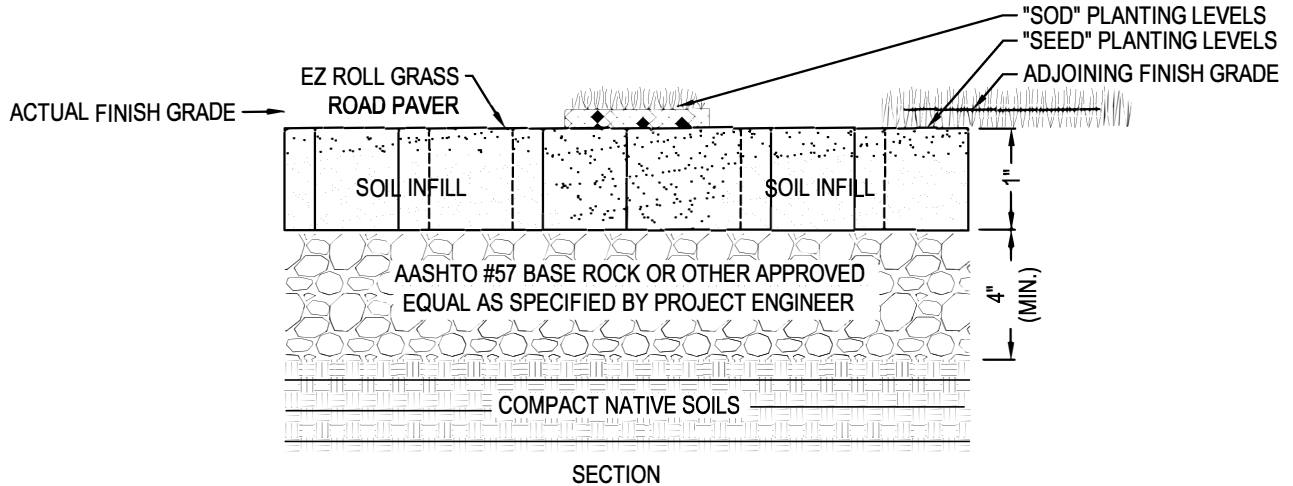
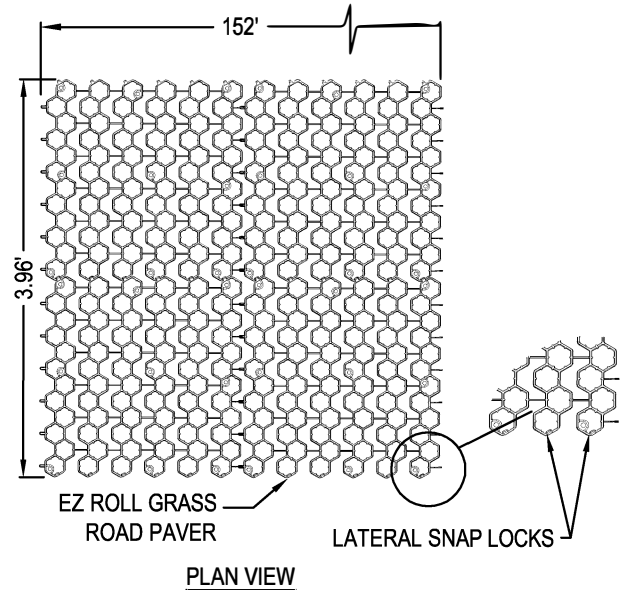
STOCK ROLL SIZE'S: 3.96'W X 24'L (95.1 SF)
3.96'W X 152'L(601.6 SQ. FT.)

CUSTOM SIZES AVAILABLE UPON REQUEST: 1'-6" X 152' (228 SQ. FT.)
2' X 152' (304 SQ. FT.)

NESTED HONEYCOMB CELL: 57, 888 PSF
LAYOUT COMPRESSIVE 402 PSI
STRENGTH (OPEN CELL NO FILL) EXCEEDS H2O
LOADING

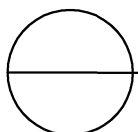
GRASS SEED OR SOD: TYPE TO BE AS SPECIFIED IN THE CONTRACT DOCUMENTS OR BY DESIGN LANDSCAPE ARCHITECT.

SOIL INFILL: THE COMPOSITION OF THE MATERIAL WILL BE BASED ON LOCAL CONDITIONS AND DETERMINED BY THE LANDSCAPE ARCHITECT OR AS SPECIFIED IN THE CONTRACT DOCUMENTS



NOTES:

1. INSTALLATION TO BE COMPLETED IN ACCORDANCE WITH MANUFACTURER'S SPECIFICATIONS.
2. DO NOT SCALE DRAWING.
3. THIS DRAWING IS INTENDED FOR USE BY ARCHITECTS, ENGINEERS, CONTRACTORS, CONSULTANTS AND DESIGN PROFESSIONALS FOR PLANNING PURPOSES ONLY.
4. ALL INFORMATION CONTAINED HEREIN WAS CURRENT AT THE TIME OF DEVELOPMENT BUT MUST BE REVIEWED AND APPROVED BY THE PRODUCT MANUFACTURER TO BE CONSIDERED ACCURATE.



EZ ROLL GRASS PAVERS

LIGHT LOAD

