

# CATCH BASINS

(317) 346-4110

www.drainagesolutionsinc.com



NDS catch basins and grates collect surface water while minimizing the amount of debris entering the system

Available in a range of sizes from 6" round to 24" square, and with various grating and filter options for commercial and residential systems.

DRAINAGE

## NDS Drainage Solutions

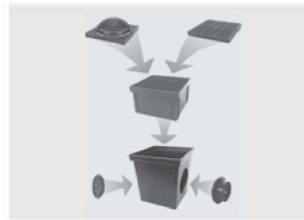
NDS offers a complete line of catch basins and grates for residential and commercial stormwater management solutions. NDS catch basins have sump areas that collect debris and prevent clogging of the pipeline, and grates are available in a variety of patterns and colors to blend in with surrounding surfaces. Depending on the size of the round, square, or atrium grates, they may fit directly into a riser of pipe, sewer and drain fitting, or our catch basins.



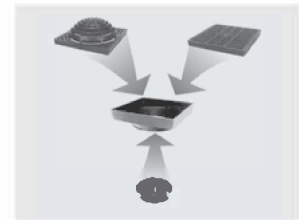
Small Grates



Spee-D® Basin



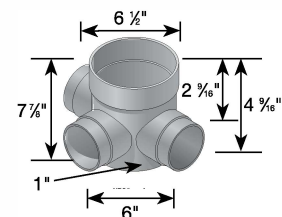
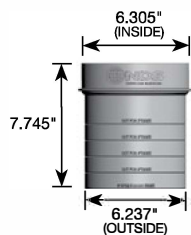
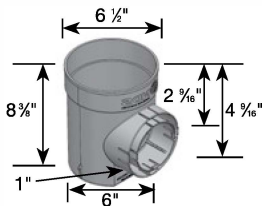
Large Catch Basin



Adapter

## Spee-D® Basins

Use our compact 6" round Spee-D Basins with grates to collect runoff water while its sump area collects debris and prevents clogging. Also use Spee-D Basins with 6" Pop-Up Emitters to provide a point of discharge or overflow in a drainage system.



Part No.	Description	Color	Pkg. Qty.	Wt. Ea. (lbs.)	Product Class	Specifications
101	One 3" and 4" Locking Outlet	Black	10	1.60	10ND	6" styrene catch basin with locking outlet. Up to ## GPM per outlet capacity.
101GRKIT	Spee-D Basin with 6" Green Round Grate	Green Grate	6	2.10	10ND	
201	Two 3" and 4" Locking Outlets	Black	10	1.83	10ND	
Spee-D Basins and kits fit 3" or 4" Sewer & Drain Pipe, 3" or 4" Corrugated Pipe, 4" Sch. 40 and 3" & 4" Triple Wall Pipe. Use new Spee-D Riser or 6" Sewer and Drain Pipe as a riser for all 6" round catch basins. Use waterproof silicone to make water-tight connections. Locking Outlet snaps on to most 3" and 4" corrugated pipe.						
Kits contain 1-outlet Spee-D Basin & Grate as described.						

Part No.	Description	Color	Pkg. Qty.	Wt. Ea. (lbs.)	Product Class	Specifications
101R	Spee-D Basin Riser	Black	12	1.07	10ND	6" Riser for Spee-D Basin. Styrene.
Use with any Spee-D Basin to add from 2" to 6" to top of basin. Can be cut to size and has guidelines in 1" increments. Compatible with all grates that fit Spee-D Basin.						

Part No.	Description	Color	Pkg. Qty.	Wt. Ea. (lbs.)	Product Class	Specifications
250	Two - 4" 90° Outlets	Black	12	1.64	10ND	6" styrene catch basin with pipe outlets. 83 GPM per outlet capacity.
300	Three - 4" Outlets	Black	12	1.82	10ND	
350	Four - 4" Outlets	Black	12	2.00	10ND	
Fit 4" Sewer & Drain pipe and fittings, 4" SCH40 and Corrugated Pipes. Use Spee-D Basin Riser 101R or 6" Sewer & Drain pipe as riser extension.						