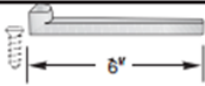








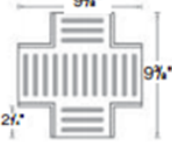

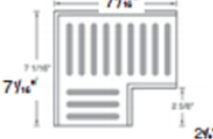


SPEE-D[®] CHANNEL ACCESSORIES

	Part No.	Description	Color
	229 230	Stainless Steel Screws, FH #8 x 1", 6" Channel Installation Stake	Steel Gray
	234	2' long fabricated 3" & 4" Spigot Bottom Outlet with Strainer. Fits 3" or 4" Sewer and Drain Fittings. Grates not included.	Gray
	245	Channel Strainer Coupling	Gray
	246	2" Schedule 40 SPT End Outlet	Gray
	247	Channel End Cap	Gray
	248	Channel Coupling	Gray
	249	3" & 4" Offset End Outlet (connects to 3" S&D Pipe, 4" S&D Fittings)	Gray
	2301	Fabricated 45° Elbow with grate	Gray
	2351	7" Fabricated Cross and Grate 4" Bottom outlet with grate	Gray
	2361	Fabricated Cross and Grate	Gray
	2371	Fabricated Tee with Grate	Gray
	2381	Fabricated 90° Elbow with grate	Gray