



PIPE TOOLS & VISES
SINCE 1896

Operating Instructions

(317) 346-4110

See your distributor for other Reed plastic pipe tools.

www.drainagesolutionsinc.com

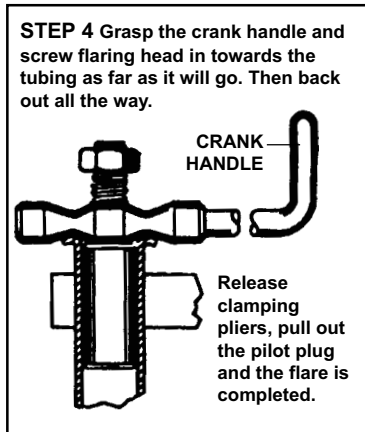
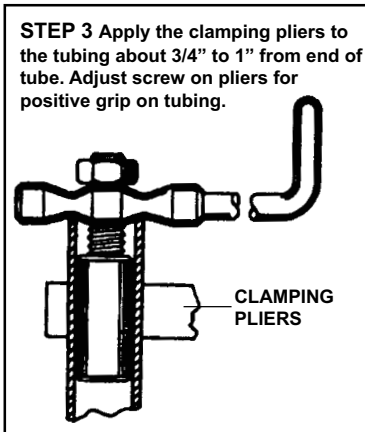
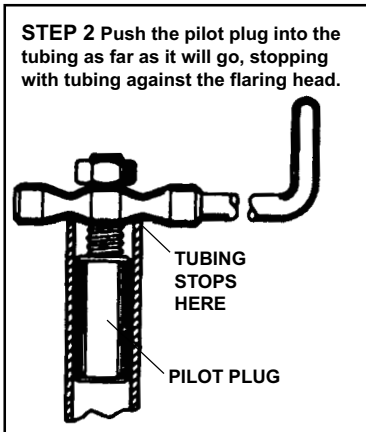
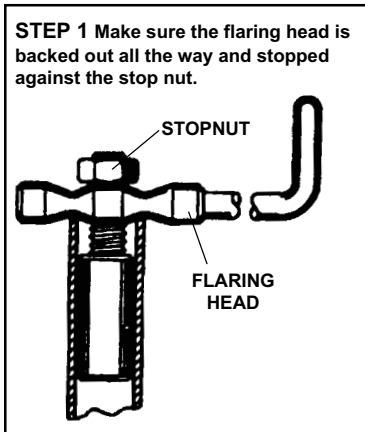
Reed SFPE Cold Flaring Tools for PE CTS 160 psi water service tubing



DRAINAGE
SOLUTIONS, INC

Prior to following the four easy steps, cut off tube as squarely as possible. Use a Reed TC1QP, TC1.6QP, or TC2QP Quick Release™ tubing cutter.

Note:
Reed SFPE Flaring Tools can be adjusted to produce different sizes or diameters of flare in plastic tubing. Thus flares to accommodate various fittings can be produced by changing the amount of travel of the flaring head as illustrated at the right.



The diameter of the finished flare is determined by the amount of the flaring head between the stop nut and the meter. For smaller flare diameter, shorten the travel by screwing the stop nut down on the thread. To increase the flare diameter, screw the stop nut out further on the thread. Flare should be made slightly larger than the fitting threads so it "ripples" over the threads. Follow manufacturer's instructions for wrench tightening of fitting.