





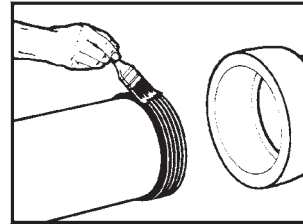
**DRAINAGE
SOLUTIONS, INC**

Fernco Donut Installation

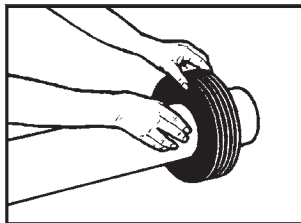
Drive Method - Used when the Donut has a wall thickness of 3/8" or greater




Donut quarter section view. Donut has thick and no stop flange.



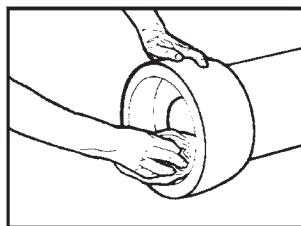
Lubricate the outside of the Donut with a soap solution.




Insert spigot through center of Donut approximately 1-1/2".



Insert Donut and spigot assembly into the opening. Drive Donut with hammer and wedge until fully seated.



Make sure the bell is clean and free of debris.



Test joint to engineer's specifications. Pressure test before backfilling or concealing. Bed and backfill properly.

