
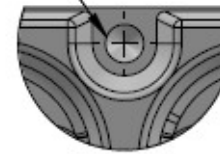



TOP VIEW
scale 1:3



Drill Point
(2x)
in Back

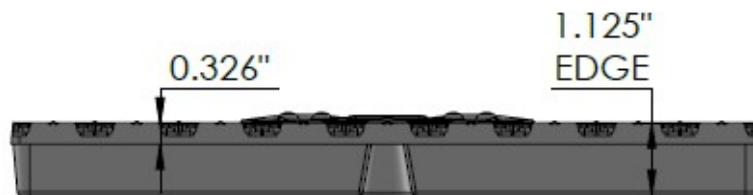


CASTING-ID
scale 1:1



ISO-VIEW
scale 1:4

SIDE VIEW
scale 1:3




DRAINAGE SOLUTIONS, INC (317)346-4110
www.drainagesolutionsinc.com

Creole 12" x 12" Catch Basin

NOTES:

1. ADA Compliant: No thru openings greater than 1/8".
2. Ships in pieces: 1
3. Due to casting inconsistencies, all dimensions are nominal.

Made in USA ©2022 Iron Age Designs

 IRON AGE DESIGNS Telephone 206.276.0925 www.ironagegrates.com	Material: Ductile Iron 65-45-12	Weight: 15.27 lbs.	Free Drain Area: 15.45 in/sq., or 11.31 %	By: MS	Checked: MS	Date: 6-21-22
	Finish: Raw	Edge: 1.125"	Flow Rate: 20.24 GPM, or .045 CuFt./sec.	© Registration: Pending	Scale: NTS	
	Fits: NDS® 1200 Series	Product ID: CRN12-12I12	Drawing Name: 01_Creole_N_12x12_CatchBasin_Iron			