








DURA SLOPE ACCESSORIES

| | Part No. | Description | Color |
|--|----------|--|-------|
|  | DS-122 | ProFit™ Grate Lock | Black |
|  | DS-123 | Dura Slope Frame & End Cap Screws PH. # 6 x 3/4" Use on DS-124 universal end cap & DS-127 Universal End Outlet downstream for (male) end. Use to attach DS-200 DI Frame to Channel | Steel |
|  | DS-224 | Universal End Cap Replaces DS-124, which will not work with DS-113 or deeper channels. Slides into upstream (female) end, Requires DS-123 screws on downstream (male) end. | Gray |
|  | DS-227 | Universal End Outlet Replaces DS-127, which will not work with DS-113 or deeper channels. Requires DS-123 screws for use on downstream (male) end. Fits to 4" S&D Pipe | Gray |
|  2 1/4" | DS-126 | Bottom Outlet Adapter Fits to 4" S&D Pipe. DS-126 not required for Sch. 40 connection. | Gray |
|  | 629 | Grate Screws FH # 1/4 - 20 x 1 1/2" Use with Grate # DS-231, DS-232, DS-670, DS-226 and 660-665. Use to secure grates in applications without DS-200 DI Frame | Steel |
|  | DS-225 | Dura Slope Ductile Iron Frame Screws FH # 1/4 - 20 x 2 1/2" Use to secure grates in applications that utilize DS-200 DI Frame | Steel |



DRAINAGE SOLUTIONS, INC

(317) 346-4110

www.drainagesolutionsinc.com

