



NDS®

We put water in its place



(317) 346-4110

www.drainagesolutionsinc.com

TUFFTRACK PRODUCT DESCRIPTION

PANEL SIZE: 24" X 24" X 1 1/2"

CELLS PER PANEL: (120) 2-1/2" HEXAGONAL CELLS

NESTED HONEYCOMB CELL: 81,744PSF

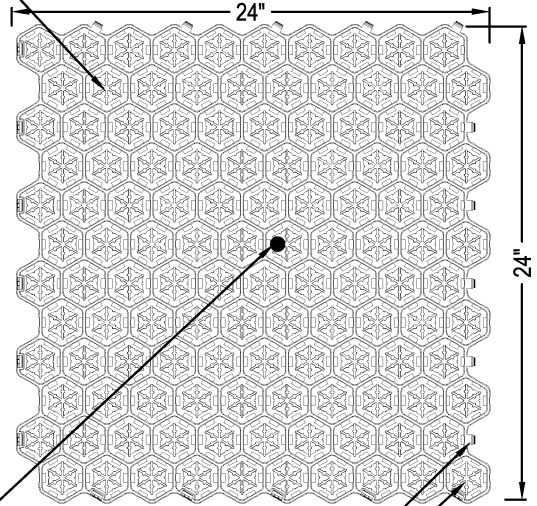
LAYOUT COMPRESSIVE 568 PSI

STRENGTH EXCEEDS H2O
LOADING

SOIL SEPARATOR MAY BE REQUIRED
ABOVE STONE BASE MATERIAL IF USING
AGGREGATE WITH A HIGH VOID RATIO.

ADDED SUPPORT RIBS TO
ACCOMMODATE 3/8" GRAVEL FOR
GRAVEL PAVING APPLICATION.

PLAN VIEW



LOCATE STAKE AT CENTER OF PANEL.

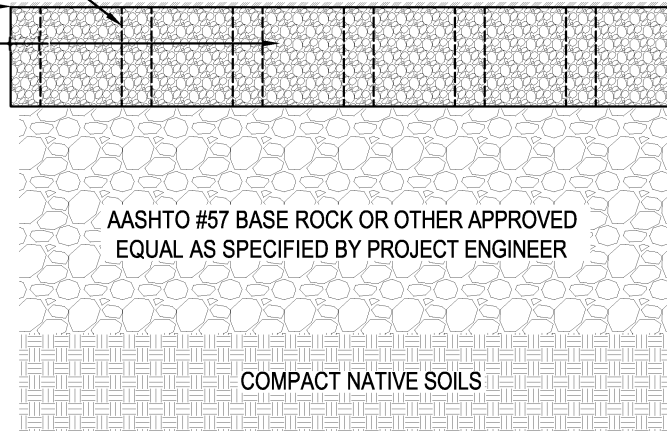
SNAP LATCHING SYSTEM
TUFFTRACK GRASS ROAD PAVER

TUFFTRACK GRAVEL ROAD PAVER

PAVER GRIDWORK FINISH GRADE

GRAVEL INFILL:

3/8" MIN. CLEAN CRUSHED
ANGULAR STONE.



ADJOINING FINISH GRADE

1/4" to 1/2"

1.5"

8"
(MIN.)

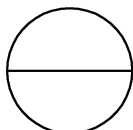
AASHTO #57 BASE ROCK OR OTHER APPROVED
EQUAL AS SPECIFIED BY PROJECT ENGINEER

COMPACT NATIVE SOILS

NOTES:

- EXISTING SOILS SHOULD BE EVALUATED TO ENSURE PROPER STRUCTURAL AND PERMEABILITY PROPERTIES.
- INSTALLATION TO BE COMPLETED IN ACCORDANCE WITH MANUFACTURER'S SPECIFICATIONS.
- DO NOT SCALE DRAWING.
- THIS DRAWING IS INTENDED FOR USE BY ARCHITECTS, ENGINEERS, CONTRACTORS, CONSULTANTS AND DESIGN PROFESSIONALS FOR PLANNING PURPOSES ONLY.
- ALL INFORMATION CONTAINED HEREIN WAS CURRENT AT THE TIME OF DEVELOPMENT BUT MUST BE REVIEWED AND APPROVED BY THE PRODUCT MANUFACTURER TO BE CONSIDERED ACCURATE.

SECTION



TUFFTRACK GRAVEL ROAD PAVERS

GRAVEL APPLICATION - FIRE/HEAVY LOAD



REVISION DATE 1-8-2016