

NDS[®]
We put water in its place



(317) 346-4110

www.drainagesolutionsinc.com

TUFFTRACK PRODUCT DESCRIPTION

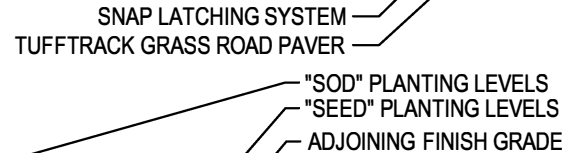
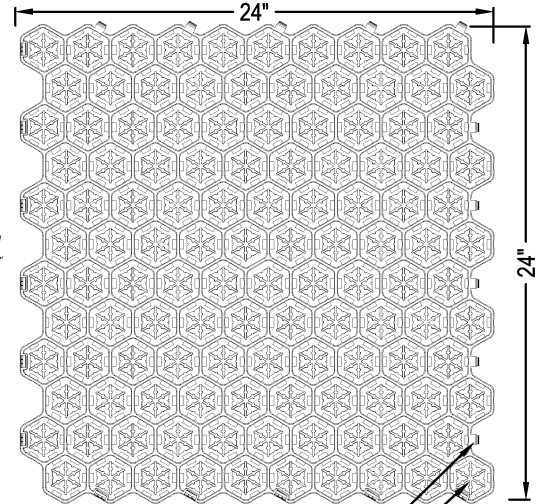
PANEL SIZE: 24" X 24" X 1 1/2"

CELLS PER PANEL: (120) 2-1/2" HEXAGONAL CELLS

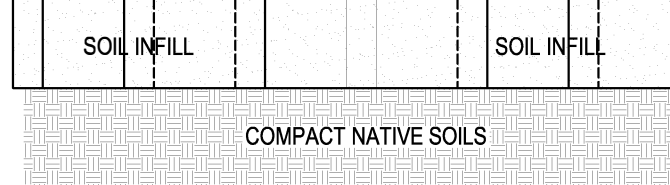
NESTED HONEYCOMB CELL: 98,770 PSF
LAYOUT COMPRESSIVE 685 PSI
STRENGTH EXCEEDS H2O
LOADING

SOIL SEPARATOR MAY BE REQUIRED
ABOVE STONE BASE MATERIAL IF USING
AGGREGATE WITH A HIGH VOID RATIO.

PLAN VIEW



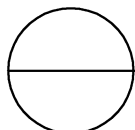
TUFFTRACK GRASS ROAD PAVER
PAVER GRIDWORK FINISH GRADE



SECTION

NOTES:

1. EXISTING SOILS SHOULD BE EVALUATED TO ENSURE PROPER STRUCTURAL AND PERMEABILITY PROPERTIES.
2. INSTALLATION TO BE COMPLETED IN ACCORDANCE WITH MANUFACTURER'S SPECIFICATIONS.
3. DO NOT SCALE DRAWING.
4. THIS DRAWING IS INTENDED FOR USE BY ARCHITECTS, ENGINEERS, CONTRACTORS, CONSULTANTS AND DESIGN PROFESSIONALS FOR PLANNING PURPOSES ONLY.
5. ALL INFORMATION CONTAINED HEREIN WAS CURRENT AT THE TIME OF DEVELOPMENT BUT MUST BE REVIEWED AND APPROVED BY THE PRODUCT MANUFACTURER TO BE CONSIDERED ACCURATE.



TUFFTRACK GRASS ROAD PAVERS

NO SUB BASE

