





**ULTRATECH**  
INTERNATIONAL, INC.

## Ultra-Dewatering Bag<sup>®</sup> Reusable Model


### Locking Bar Instructions



**Step 1:** Place the straight bar (A) (flat ends) and locking bar (B) (90 degree bend at both ends) at opposite end from hose opening.



**Step 2:** Place Straight Bar (A) on top of Dewatering Bag and roll in material 3-4 times.



**Step 3:** Place flat ends of Straight Bar (A) through slots in ends of Locking Bar (B) and adjust to width of Dewatering Bag. Unit is now ready for use.



(317) 346-4110  
[www.drainagesolutionsinc.com](http://www.drainagesolutionsinc.com)